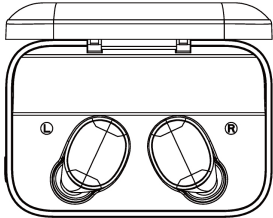


材质:105克 铜版纸 双面印刷 折页  
尺寸: 90x90mm

90.00 mm

90.00 mm




**UB2608**


**Specification**

Model Name : UB2608  
Cell Type : Lithium Ion  
Battery Capacity : 2600mAh/ 9.62Wh  
Single earbud capacity : 40mAh  
Rated Input : 5V/ 0.5A (Max.)  
Rated Output : 5V/ 1A (Max.)  
Bluetooth Version : 5.0  
Impedance :  $\Phi 6\text{mm}$  16 $\Omega$   
Transmission distance : 10M  
Frequency Range : 20Hz-20KHz  
Protocols : HSP/ HFP/ A2DP/ AVRCP  
Dimensions : 79(L) x 52.3(W) x 27(H) mm  
Weight : 92g $\pm$ 5g


**Package Content**



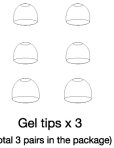
Charging case




Energizer earbuds



Charging cable




Gel tips x 3  
(total 3 pairs in the package)




User manual


**Product introduction**




Micro USB Charging Port




Power Button On/Off




Charging Case LED Indicator



MFB/ Earbuds LED Indicator



Charging Case



5V 1A USB-A Output

**How to Use**

Power on: Take the earbuds out of the case, the power will turn on automatically.  
You can also touch and hold MFB button for 2 seconds to turn on the power manually.  
Power off: Put the earbuds back into the case, the power will turn off automatically.  
You can also touch and hold MFB for 4 seconds, the red light on the indicator will shut off, the earbuds will turn off.  
If the 2 earbuds are connected, press one of the earbuds, the 2 earbuds will turn off simultaneously.

**LED Light Indicator:**

Earbuds LED Light Indicator

Pairing Mode:	Flashing blue and red light
Earbuds Connected:	One flashes blue and red, the other one flashes blue 1 time every 5 seconds
Phone Connected:	Both earbuds flash blue 1 time every 5 seconds
Battery Low:	Flashing red
Charging:	Red light on
Charging finished:	Blue light on for 1 min then shut off

**Charging Case LED Light Indicator**

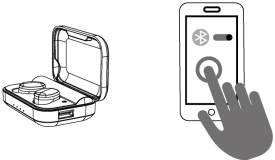
Charging:	Flashing blue
Charging finished:	Blue light is on
1 LED On:	Battery level 0-25%
2 LED On:	Battery level 25%-50%
3 LED On:	Battery level 50%-75%
4 LED On:	Battery level 75%-100%

**Pairing Instruction:**

Take the 2 earbuds out of the box, they will automatically pair first, one earbud flashes blue, the other one flashes blue and red indicate pairing is completed.  
Turn on the Bluetooth of your phone, connect to "Energizer\_UB2608".  
Open your phone music player app and play, you can enjoy music wirelessly.

**Auto-connect:**

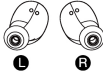
Turn on the Bluetooth on your phone first, and then turn on the earbuds. It will automatically connect the last paired phone device when turned on next time.



**Button Operation:**


Touch and hold MFB for 2 seconds: Switch to next(R) or previous(L) music

- Touch 1 time during music mode or call: Play/Pause or Answer/Hang up
- Touch 2 times: Redial
- Touch 3 times: Activate phone voice control
- Touch and hold for 4 seconds: Power off




**How to Charge:**

DC 5V 1A USB output can charge your smart devices.



**How to Recharge:**

Connect the charging cable to the box, and connect to a power outlet to recharge



**RF Exposure Compliance Statement:**

This equipment complies with FCC radiation exposure limits set forth for an uncontrolled environment. This transmitter must not be co-located or operating in conjunction with any other antenna or transmitter.

**CORRECT DISPOSAL OF THIS PRODUCT**

(Waste Electrical & Electronic Equipment)

This marking shown on the product or its literature, indicates that it should not be disposed with other household wastes at the end of its working life. To prevent possible harm to the environment or human health from uncontrolled waste disposal, please separate this from other types of wastes and recycle it responsibly to promote the sustainable reuse of material resources.

Household user should contact either the retailer where they purchased this product or their local government office for details of where and how they can take this item for environmentally safe recycling.


Business users should contact their supplier and check the terms and conditions of the purchase contract. This product should not be mixed with other commercial wastes for disposal.

**Safety Instruction**

- Avoid water, heat, fire, penetration of the battery, and severe drops at all times.
- Do not insert other objects into the USB ports other than the USB connectors.
- Once the product is fully charged, your power pack automatically shuts off to save power.
- During charge & recharge, battery may feel slightly warm.
- Do not clean the battery with water or other cleaning products, clean the exterior with a lightly wetted cloth or napkin
- Any intentional and physical damage to the battery will not be under the warranty conditions
- Battery storage temperature is between -10°C~+60°C, operating temperature is 0°C~45°C
- Fully charge the battery before first use to maximize the battery life
- Recommend to recharge your power bank with a wall charger/adaptor.
- For better performance, avoid recharging the power bank while your device is connected to it.
- Dispose of battery properly; ask local disposal facility for advice.
- Do not disassemble, damage or incinerate the battery at any time.
- Please use the original accessories such as charging cable and adapter for better performance


**WARRANTY**

All products from the date of purchase are qualified for limited time warranty. For more warranty information, please visit: <http://www.energizerpowerbanks.com>




**PowerSafe Management**

Guarantee against short circuit and over-charging for your power bank and devices.



**Customer Service**

For any question about the product, please contact us at [service@energizerpowerbanks.com](mailto:service@energizerpowerbanks.com)



Dispose the battery properly, seek for local disposal facility for advice.  
Do not dispose, disassemble, damage, or incinerate the battery at all time.

© 2020 Energizer. Energizer and certain graphic designs are trademarks of Energizer Brands, LLC and related subsidiaries and are used under license by Terrificon International Corp. All other brand names are trademarks of their respective owners. Neither Terrificon International Corp. nor Energizer Brands, LLC is affiliated with the respective owners of their trademarks.